
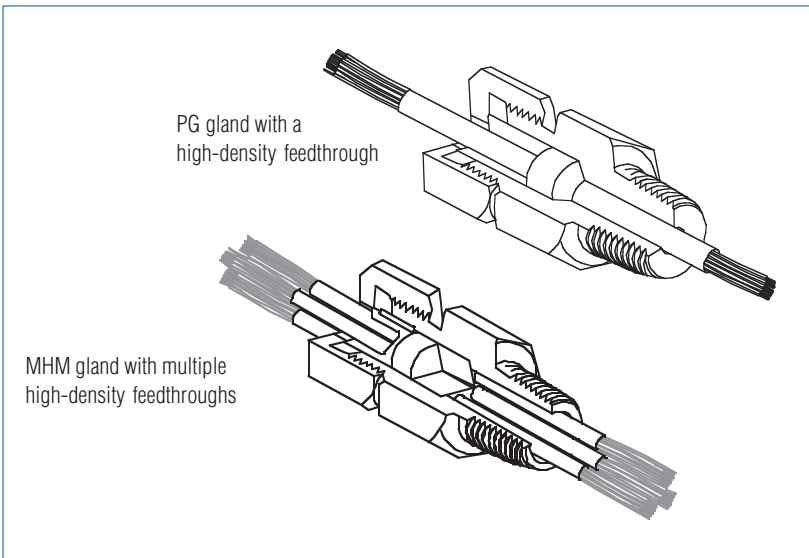


HIGH DENSITY, MECHANICALLY-SEALED, WIRE FEEDTHROUGH ASSEMBLIES - TYPE HD



- **CONTINUOUS WIRE FEEDTHROUGHS FOR THERMOCOUPLES, RTD'S AND OTHER LOW-VOLTAGE INSTRUMENTATION**
- **12, 24, 40 OR 60, BUNDLED, 24 AWG, TEFLON-COATED COPPER OR THERMOCOUPLE MATERIAL WIRES**
- **NO EPOXY AND NO POTTING**
- **PRESSURE: Vacuum to 345 bar**
- **TEMPERATURE -80°C to +120°C**
- **RATED 100Vdc @ 500mA**
- **SINGLE OR MULTIPLE FEEDTHROUGHS IN A SINGLE SEALING GLAND**




Type HD feedthrough assemblies comprise a Conax Buffalo Technologies high-density, wire feedthrough sealed with a sealing gland.

A Teflon-lined, stainless steel tube is swaged over 12, 24, 40 or 60, bundled, 24AWG, solid, Teflon-coated insulated, copper and / or thermocouple material wires, to make the high-density feedthrough. The swaged tube is mounted in a sealing gland.

Assemblies are supplied with a minimum of 600mm of wire on each side of the feedthrough, longer lengths can be specified to requirements.

Typical applications include sealing of wires exiting pressure vessels, instruments, furnaces, sterilisers and reactors.

Feedthrough tubes are made from Stainless Steel AISI grades 304 (W.-Nr. 1.4301) or 316 (1.4401).



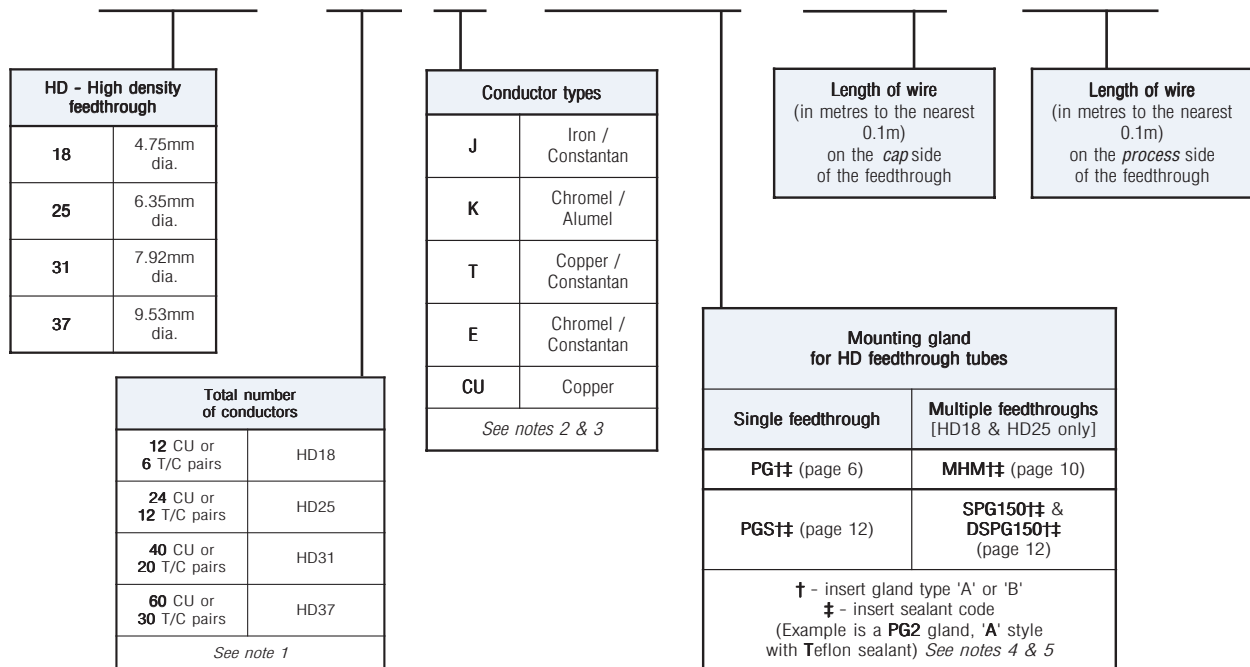
DIMENSIONS, SPECIFICATIONS

Feedthrough tube diameter:	4.75mm (HD18) 6.35mm (HD25) 7.92mm (HD31) 9.53mm (HD37)	Voltage / current rating:	100Vdc / 500mA
Tube lengths: (for glands)	108mm (MHM5 'B' type) 95mm (PG4, PG5, MHM4 'B' type and MHM5 'A' type) 70mm (all other glands) See also note 4 when glands are not required.	Temperature range:	-80°C to +120°C
		Pressure rating:	345 bar max. @ 20°C For higher pressure applications please consult your Conax representative or our Sales offices.
		Leak rate:	1 x 10 ⁻⁹ scc/sec, Helium at 20°C, 1 Atm. supplied

STEP-BY-STEP ORDER CODE CONSTRUCTION

Example:

HD25 (12 K) PG2AT 5.0m / 0.6m



NOTES

Note 1:

Any combination of thermocouple pairs and single copper wires may be specified. Copper wires are counted individually and thermocouple wires are counted as pairs.

Note 2:

To specify a combination of different types of thermocouple pairs and copper wires, identify the combination required in the style of the following examples:

HD18 (2K, 4E) etc.,
HD25 (6J, 2T, 8CU) etc.
HD31 (16K, 8CU) etc.
HD37 (15J, 5E, 20CU) etc.

T/C pairs and individual copper wires are marked on each side of the feedthrough for identification.

Note 3:

For wire types R, S, B and W5 contact Conax Buffalo Technologies or your Conax representative.

Note 4:

The bore size for mounting glands is understood to be the same size(s) as the feedthrough diameter(s). When a gland is not required omit this part of the order code and in its place specify the length of the feedthrough tube required (108mm, 95mm or 70mm).

Note 6:

Pressure rating of the high-density feedthrough is determined at 20°C.



thermo-electra
measurement and control technics

P.O. box 73
2640 AB Pijnacker, The Netherlands
Phone: +31 15 362 12 00
Fax: +31 15 369 40 82
E-mail: mail@thermo.nl
Internet: www.thermo-electra.com